1-2071556-0 ✔ ACTIVE

TE Internal #: 1-2071556-0

General Purpose Power Relay, DC, Monostable, 1 Form A SPST-NO, 16 A Contact Rating, 24 VDC Coil Voltage, 250 VAC Contact Voltage, .45 W Coil Power

View on TE.com >

Relays & Contactors > Electromechanical Relays



Relay & Contactor Type: **General Purpose Power Relay**

Coil Magnetic System: **Monostable**

Contact Arrangement: **1 Form A SPST-NO**

Current Type: **DC**

Contact Current Rating: **16 A**

Features

Product Type Features

Relay & Contactor Type	General Purpose Power Relay

Configuration Features

Contact Number of Poles	1
Coil Special Features	UL Coil Insulation Class F
Contact Arrangement	1 Form A SPST-NO

Electrical Characteristics

Contact Limiting Short-Time Current	16 A
Contact Limiting Making Current	16 A
Contact Limiting Continuous Current	16 A
Contact Limiting Breaking Current	16 A
Insulation Initial Dielectric Between Open Contacts	750 Vrms
Insulation Initial Dielectric Between Adjacent Contacts	750 Vrms
Coil Current	.08 A
Contact Switching Voltage (Max)	250 VAC

Contact Switching Load (Min)	100mA @ 5V
Coil Resistance	1280 Ω
Insulation Initial Resistance	1000 MΩ
Contact Current Rating	16 A
Coil Voltage Rating	24 VDC
Contact Voltage Rating	250 VAC
Coil Power Rating DC	.45 W
Insulation Initial Dielectric Between Contacts & Coil	4000 Vrms

Body Features

Product Weight	5.8 g
Primary Product Color	Black
Enclosure Type	Flux Resistant Automatic Solder Capable & Washable

Contact Features

Contact Material	AgSnOInO

Termination Features

Main Termination & Connection Type	Solder Pins
Coil Termination & Connection Type	Solder Pins

Mechanical Attachment

Product Mount Type	Board Mount

Dimensions

Insulation Clearance Between Contact & Coil	7 mm[.28 in]
Insulation Creepage Between Contact & Coil	11 mm[.43 in]
Product Width	10.2 mm[.401 in]
Product Length	18.2 mm[.717 in]
Product Height	14.8 mm[.582 in]

Usage Conditions

Operating Temperature Range	-40 – 85 °C[-40 – 185 °F]
Environmental Category of Protection	RTIII
Environmental Ambient Temperature (Max)	85 °C[185 °F]

Operation/Application

Coil Magnetic System	Monostable

Current Type	DC

Packaging Features

Packaging Method	Tray/Box

Other

Coil Power Rating Class	>.3 – ≤.6 W
Contact Current Class	>10 – ≤16 A
Height Class (Mechanical)	>14 – ≤16 mm[>.551 – ≤.63 in]
Length Class (Mechanical)	>16 – ≤22 mm[>.63 – ≤.866 in]
Width Class (Mechanical)	>7 – ≤11 mm[>.276 – ≤.433 in]

Product Compliance

For compliance documentation, visit the product page on TE.com>

EU RoHS Directive 2011/65/EU	Compliant
EU ELV Directive 2000/53/EC	Compliant
China RoHS 2 Directive MIIT Order No 32, 2016	有害物质含量符合标准要求 No Restricted Substance(s) Above Threshold
EU REACH Regulation (EC) No. 1907/2006	Current ECHA Candidate List: JUNE 2025 (250) Candidate List Declared Against: JUNE 2025 (250) Does not contain REACH SVHC
Halogen Content	Not Low Halogen - contains Br or Cl > 900 ppm.
Solder Process Capability	Wave solder capable to 265°C

Product Compliance Disclaimer

This information is provided based on reasonable inquiry of our suppliers and represents our current actual knowledge based on the information they provided. This information is subject to change. The part numbers that TE has identified as EU RoHS compliant have a maximum concentration of 0.1% by weight in homogenous materials for lead, hexavalent chromium, mercury, PBB, PBDE, DBP, BBP, DEHP, DIBP, and 0.01% for cadmium, or qualify for an exemption to these limits as defined in the Annexes of Directive 2011/65/EU (RoHS2). Finished electrical and electronic equipment products will be CE marked as required by Directive 2011/65/EU. Components may not be CE marked. Additionally, the part numbers that TE has identified as EU ELV compliant have a maximum concentration of 0.1% by weight in homogenous materials for lead, hexavalent chromium, and mercury, and 0.01% for cadmium, or qualify for an exemption to these limits as defined in the Annexes of Directive 2000/53/EC (ELV). Regarding the REACH Regulation, the information TE provides on SVHC in articles for this part number is based on the latest European Chemicals Agency (ECHA) 'Guidance on requirements for substances in articles' posted at this URL: https://echa.europa.eu/guidance-documents/guidance-on-reach

Compatible Parts



TE Part # 2071556-2
OJS-SS-124HEF,00000

Customers Also Bought

TE Part #102308-000
2020D0309-0



TE Part #7-534998-0
40 MODIV VRT DR CE 100/125

TE Part #644752-2
02P MTA156 HDR ASSY SQ STR F/L

TE Part #1969800-1
03P UMNL HDR ASSY, SCKT V0 GW

TE Part #2041549-1
SOCKET ASSY, DMD 350, T/R, G/F

TE Part #2176487-2
BMC 0805 60R 25% A Med C



TE Part #2319757-1
DUAL LGA,257 POS, DMD SOCKET

TE Part #4-2328724-5
45PIN 0.3MMP FPC CONNECTOR, FRONT FLIP



TE Part #2377765-1
DMD 54PIN SOCKET

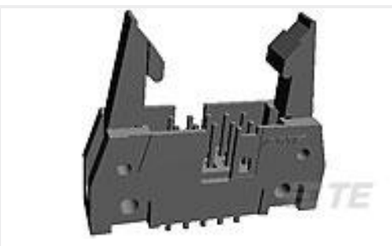

TE Part #5499922-9
A/L UNIV HDR 40P VERT LAT

Documents

CAD Files

3D PDF

3D

Customer View Model
ENG_CVM_CVM_1-2071556-0_A.2d_dxf.zip

English

Customer View Model
ENG_CVM_CVM_1-2071556-0_A.3d_igs.zip

English

Customer View Model

ENG_CVM_CVM_1-2071556-0_A.3d_stp.zip

English

By downloading the CAD file I accept and agree to the Terms and Conditions of use.

Datasheets & Catalog Pages

OJS_10A/16A.STD

English

OJS Power Miniature PCB 10A / 16A Relays

English

Product Specifications

Definitions General Purpose Relays

English

Agency Approvals

UL

English